



Tasting Machine

How to use the Tasting Machine

①

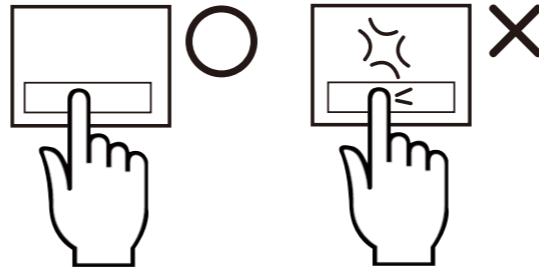
Insert the prepaid card from the side with the  symbol



*The prepaid card is available for purchase at the front desk.

②

Place a glass under the nozzle of the wine of your choosing. Gently press the glass symbol to begin pouring.



③

Please wait until the pouring has completely stopped before moving the glass.

